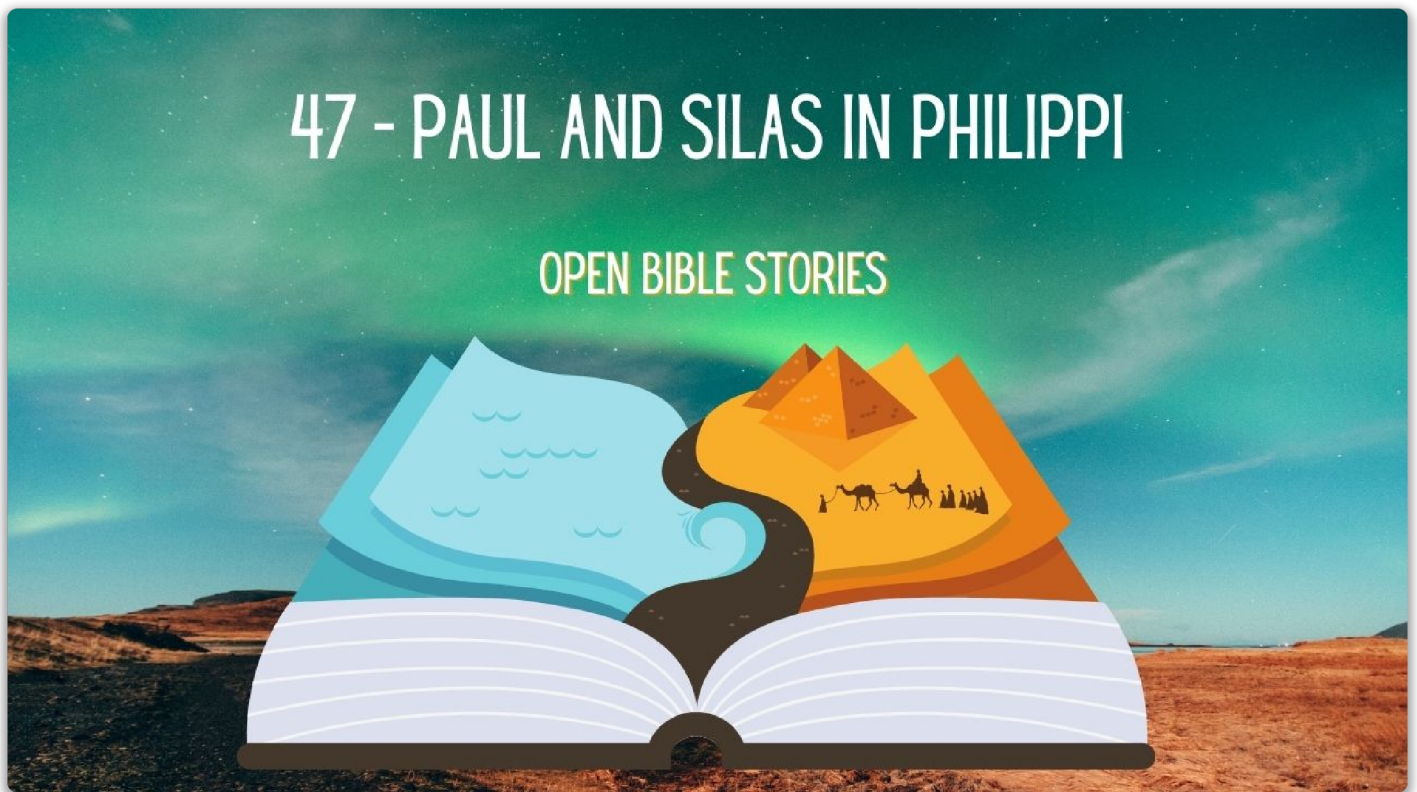


# STUDY AIDS

## Story 47 Paul and Silas in Philippi

A Bible Story from the Book Acts



# TABLE OF CONTENTS

01 A Guide to Using The Open Bible Stories (OBS)

02 Study Notes

08 Study Questions (What the Story Says)

09 Study Questions (What the Story Means to Us)

10 Summary

# A Guide to Using the Stories in the Open Bible Stories

## The Reason For The Stories

The stories in the OBS tell about things that happened in the Bible. However, the stories are shorter than the Bible accounts, and the language is often easier to understand. The stories can help people learn about who God is and about what he has done. Also, each paragraph of a story has an image that can help people understand what happened in Bible times when clothing, houses, and culture were very different than they are today.

## How to Use The Stories

- **Choose a story to read.** The stories will be easier to understand if you read the stories in order, beginning with the first story
- **Read the story.** In a group, one person may read the story aloud, or the people may take turns reading portions.
- **Look at the images.** Use the images to help you understand what happened in the time of the story. Try to identify the people in the images.
- **Refer to the Notes.** Read the study notes whenever there is a word or something else that you do not understand in the story.
- **Discuss the Questions.** Read each question and think about the answer. The first set of questions help you see what the story says. The next set of questions help you think about what the story means to you. If you are in a group, allow different people to offer answers to the questions. Look at the answer to each question and see how it is the same as your answer, or different from it.
- **Read the Summary.** Read the story summary at the end of the questions. Think about what you have learned about God in the story. If you are in a group, ask the group what they have learned from the story.


## The Parts of The Stories

- The text of the stories
- The images in the stories
- The study notes in the stories
- The questions for the stories

# Study Notes

## Slide 1

As Saul traveled throughout the Roman Empire, he began to use his Roman name, 'Paul.' One day, Paul and his friend Silas went to the town of **Philippi** to proclaim the good news about Jesus. They went to a place by the river outside the city where people gathered to pray. There they met a woman named Lydia, who was a merchant. She loved and worshiped God.



**Philippi** - Philippi was a major city and Roman colony in Macedonia in the northern part of ancient Greece.

## Slide 2


God enabled Lydia to believe the message about Jesus. Paul and Silas baptized her and her family. **She invited Paul and Silas to stay at her house**, so they stayed there.



**She invited Paul and Silas to stay at her house** - This was the normal custom of the day; for people to provide hospitality to visitors in their homes. There were no immoral motives in this arrangement.

## Slide 3

Paul and Silas often met with people at the place where Jews prayed. Every day as they walked there, a slave girl possessed by a demon followed them. Using this demon, she predicted the future for people, so she made a lot of money for her masters **as a fortuneteller**.



**as a fortuneteller** - The masters of the slave girl charged people money for her to tell them what would happen to them in the future.