

TANGRAM PEOPLE

Arya Yang






TABLE OF CONTENTS

1 INSTRUCTIONS

2 CUTOUT SHAPE (COLOURED)

3 CUTOUT SHAPE (COLOUR-IN)

4 RIDING

5 KICKING

6 WALKING

7 SHOOTING

8 TEACHING

9 DANCING

10 JUMPING

11 SOLUTIONS



INSTRUCTIONS

1

Print out the cutout shapes.

2

Cut out the individual 7 pieces.

3

Print out the PEOPLE outline shape.

4

Arrange the cutout pieces into outline shape.

5

Pieces must be flat and not overlapping.

6


Can be rotated and/or flipped to fit.

7


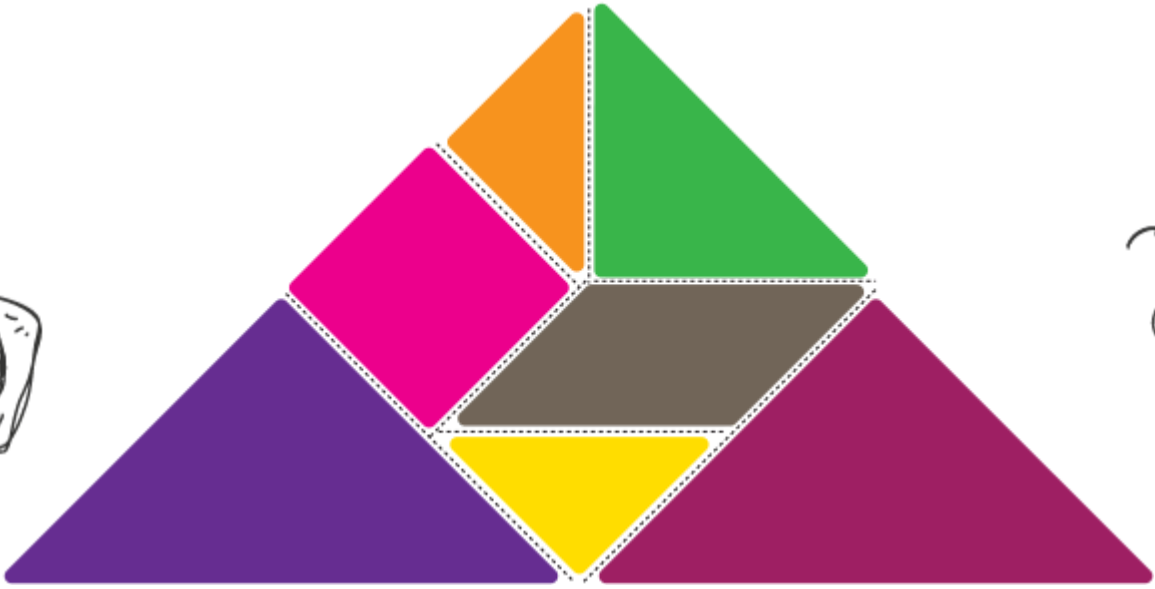
Completed puzzle must contain all 7 pieces.

8

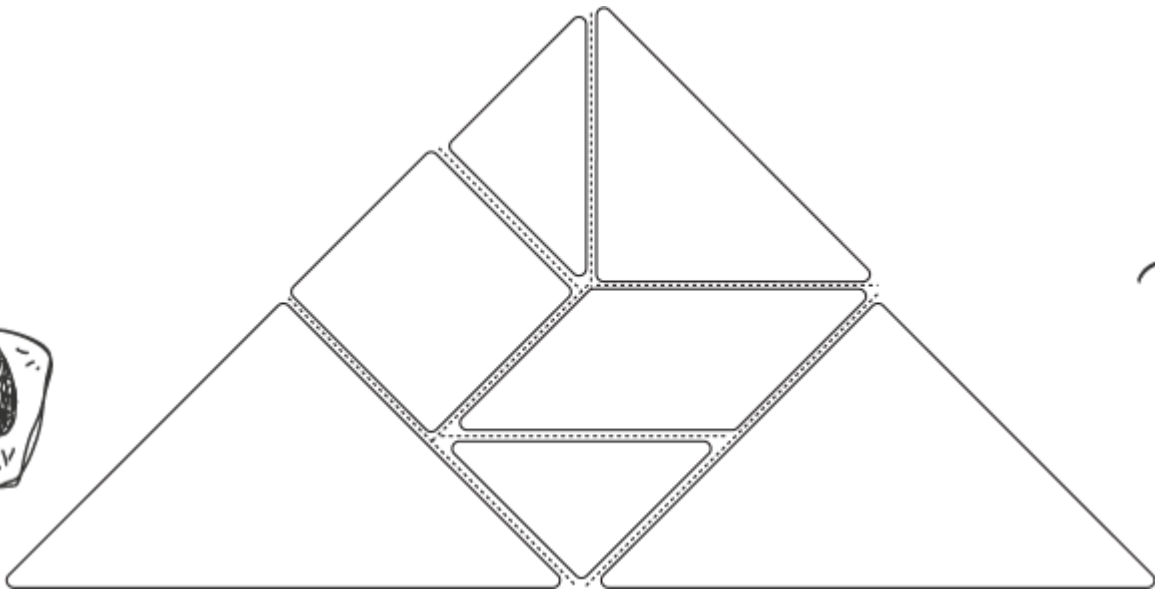
Have fun!



CUTOUT SHAPE (COLOURED)



CUTOUT SHAPE (COLOUR-IN)



Note: Use these cutouts if you would like to colour-in yourself.

1) Print out this page.

2) Colour-in the individual cutouts with different colours.

3) Do not use the same colour again.

4) Cutout the shapes after colouring-in

