

# TANGRAM SHIPS



Arya Yang



# TABLE OF CONTENTS

- 1 INSTRUCTIONS
- 2 CUTOUT SHAPE (COLOURED)
- 3 CUTOUT SHAPE (COLOUR-IN)
- 4 BATTLESHIP
- 5 CORVETTE
- 6 CRUISER
- 7 DESTROYER
- 8 FRIGATE
- 9 GALLEON
- 10 IRONCLAD
- 11 SOLUTIONS



# INSTRUCTIONS

1

Print out the cutout shapes.

2

Cut out the individual 7 pieces.

3

Print out the SHIP outline shape.

4

Arrange the cutout pieces into outline shape.

5

Pieces must be flat and not overlapping.

6

Can be rotated and/or flipped to fit.

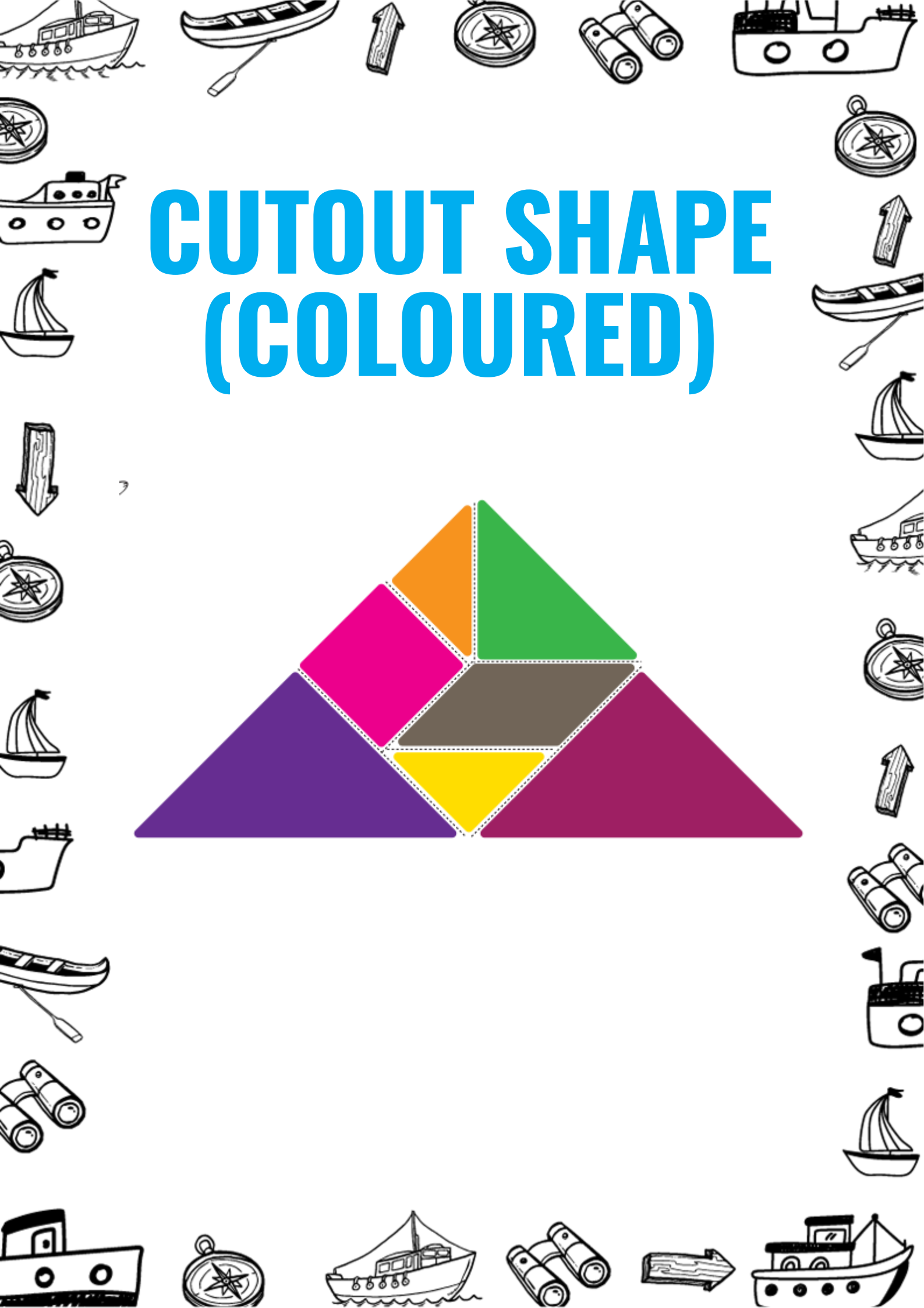

7

Completed puzzle must contain all 7 pieces.

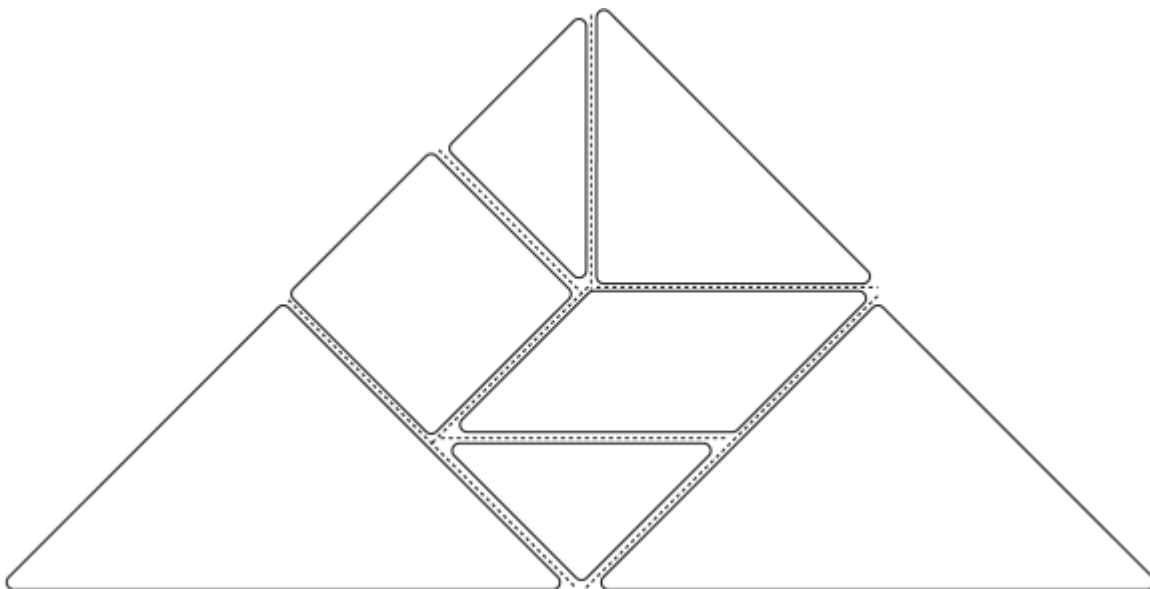
8

Have fun!

# CUTOUT SHAPE (COLOURED)



# CUTOUT SHAPE (COLOUR-IN)



*Note: Use these cutouts if you would like to colour-in yourself.*

- 1) Print out this page.*
- 2) Colour-in the individual cutouts with different colours.*
- 3) Do not use the same colour again.*
- 4) Cutout the shapes after colouring-in*